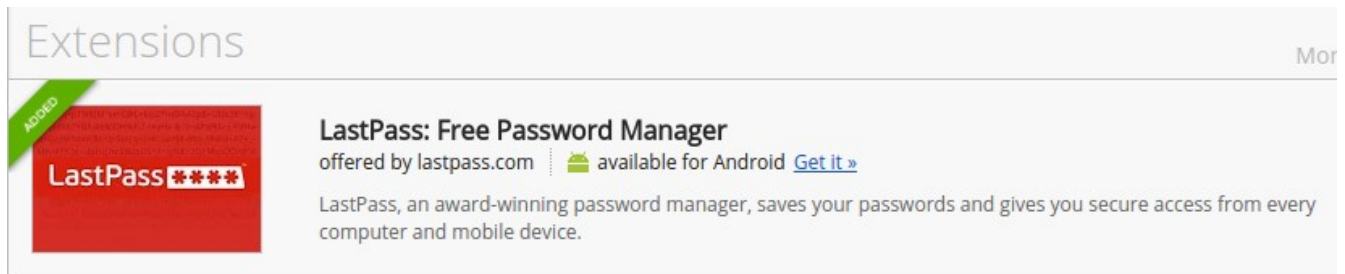


CUGG Presentation
Ron Mettler July 11, 2015
LastPass Password Manager

LastPass is a Web browser extension that stores log on information for Web sites . The information is stored locally in an encrypted file and synchronizes through a cloud service to other computers being used by the owner the LastPass feature. LastPass also stores form fill information user including name, address, email address, telephone numbers and credit card information. To install the LastPass extension in Chrome, click on the Customize and Control icon in the upper right of the browser. Select More Tools then Extensions. Scroll to the bottom of the page and click on Get more extensions. In the search box at the upper left of the windows type in LastPass and press Enter. The below is the correct extension to install. Click on the bar that has “Add To Chrome”.

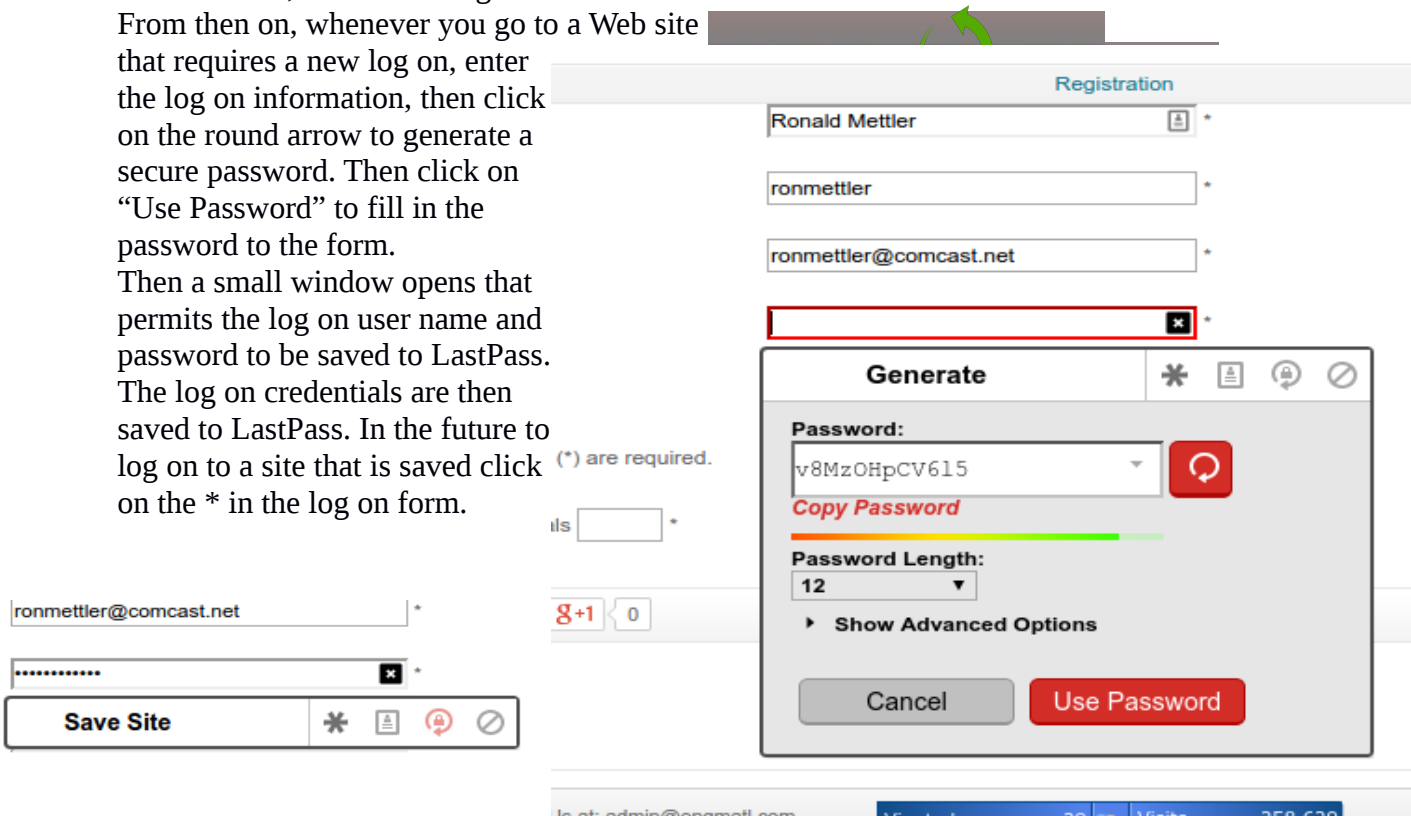


After it is added to Chrome an Icon in the upper right of the browser will appear.

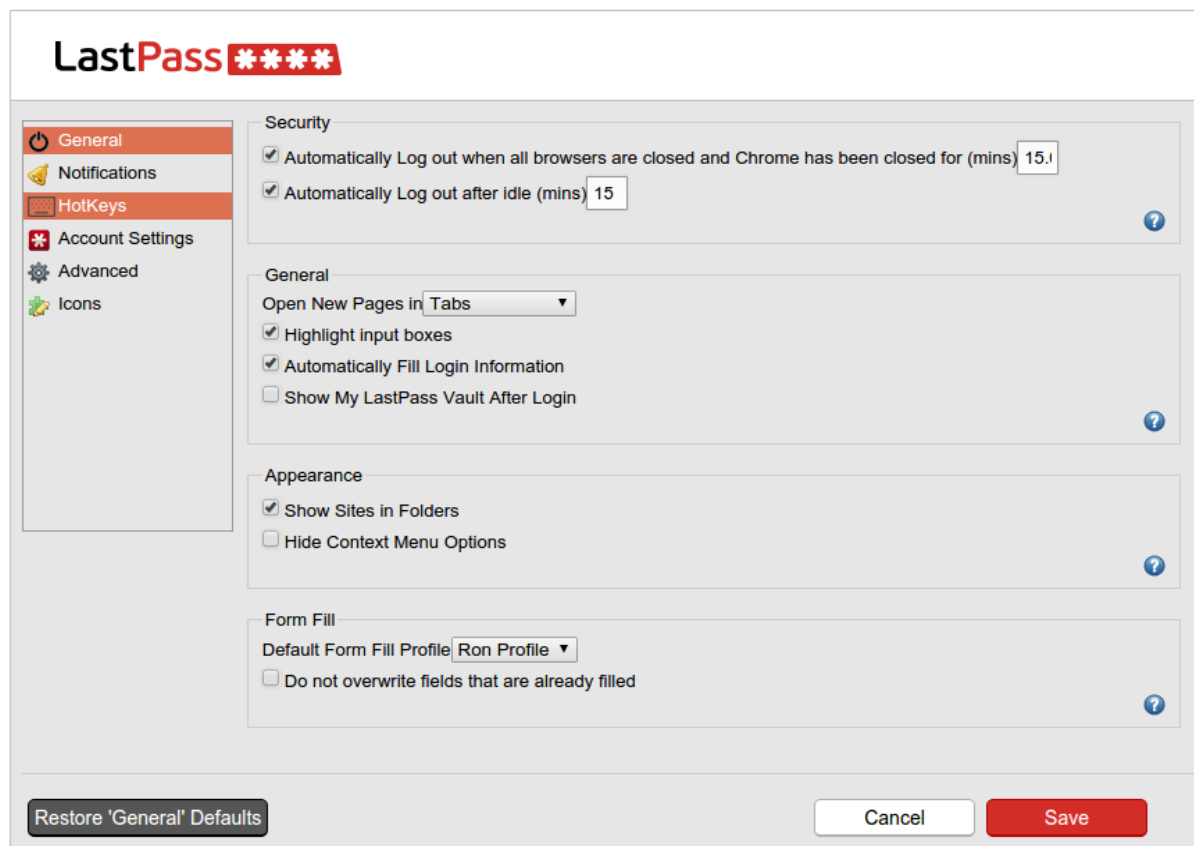
Click on the LastPass Icon and enter a user email address and a master password. The master password is the only password that you will need to remember. Once you sign into LastPass, the Icon changes to red.

From then on, whenever you go to a Web site that requires a new log on, enter the log on information, then click on the round arrow to generate a secure password. Then click on “Use Password” to fill in the password to the form.

Then a small window opens that permits the log on user name and password to be saved to LastPass. The log on credentials are then saved to LastPass. In the future to log on to a site that is saved click on the * in the log on form.



Set the desired preferences for LastPass as desired. My preferences are as follows:



The screenshot shows the LastPass settings window with the following configurations:

- Security:**
 - Automatically Log out when all browsers are closed and Chrome has been closed for (mins) 15.0
 - Automatically Log out after idle (mins) 15
- General:**
 - Open New Pages in: Tabs
 - Highlight input boxes
 - Automatically Fill Login Information
 - Show My LastPass Vault After Login
- Appearance:**
 - Show Sites in Folders
 - Hide Context Menu Options
- Form Fill:**
 - Default Form Fill Profile: Ron Profile
 - Do not overwrite fields that are already filled

Buttons at the bottom: Restore 'General' Defaults, Cancel, Save.

LastPass can be installed and used in Firefox and Internet Explorer. The installation procedure as in Chrome. Note that if LastPass is installed on other computers, you can log on to LastPass on those computers and your saved information will be there.

LastPass is the highest rated password manager. The following is a quote from “A Secure Life” Web site.

“What does LastPass do?”

LastPass is a web-based password manager that securely stores all of your passwords, user names and other form fill data that you ask it to remember so that you’ll never have to remember a password again. All of your information is stored in your Last Pass Vault so you can access it with your master password whenever you choose. It is available on your computer for free, as well as your smartphone (for an inexpensive fee to use the app version on your phone – currently \$12 for a year).”

For additional references do a Google search using “LastPass Review”.