

Recorded Problem Steps

This file contains all the steps and information that was recorded to help you describe the problem to others.

Before sharing this file, you should verify the following:

- The steps below accurately describe the problem.
- There is no information below or on any screenshots that you do not want others to see.

Passwords or any other text you typed were not recorded, except for function and shortcut keys that you used.

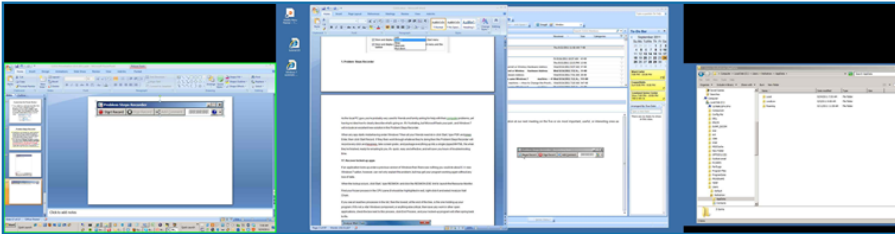
You can do the following:

- [Review the recorded problem steps](#)
- [Review the recorded problem steps as a slide show](#)
- [Review the additional details](#)

Problem Steps

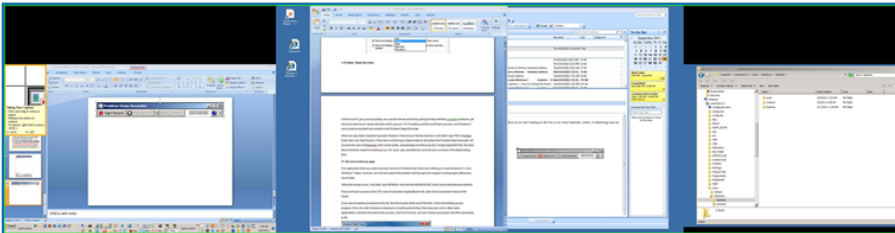
[Next](#)

Problem Step 1: (9/24/2011 7:59:49 AM) User keyboard input [... Ctrl-Shift-P]



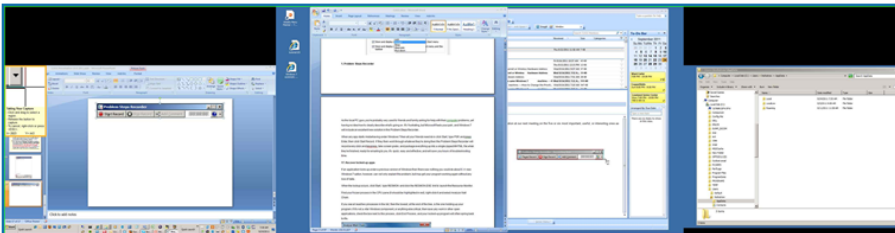
[Previous](#) [Next](#)

Problem Step 2: (9/24/2011 7:59:52 AM) User mouse drag start



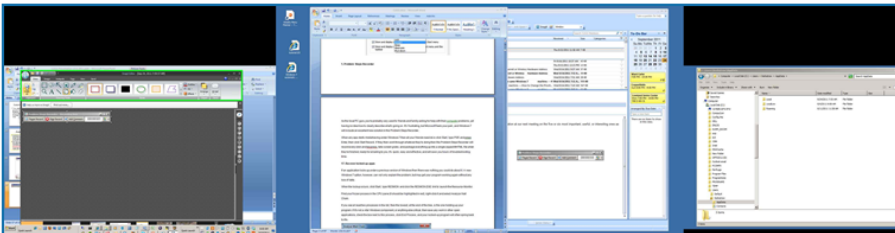
[Previous](#) [Next](#)

Problem Step 3: (9/24/2011 7:59:56 AM) User mouse drag end



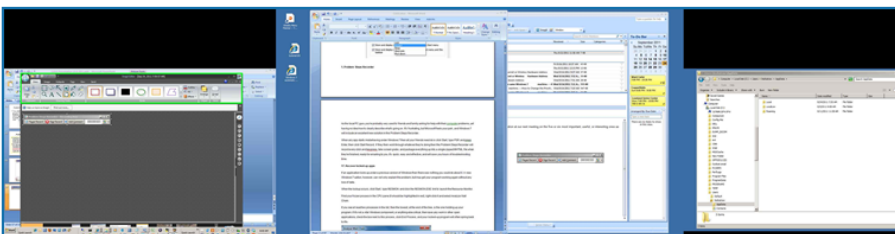
[Previous](#) [Next](#)

Problem Step 4: (9/24/2011 8:00:02 AM) User left click in "Snagit Editor - [Sep 24, 2011 7:59:57 AM]"



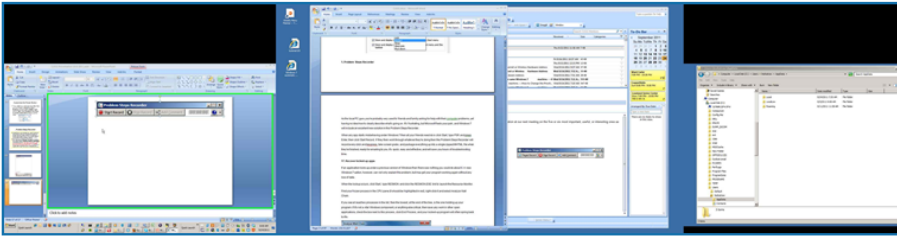
[Previous](#) [Next](#)

Problem Step 5: (9/24/2011 8:00:04 AM) User left click in "Snagit Editor - [Sep 24, 2011 7:59:57 AM]"



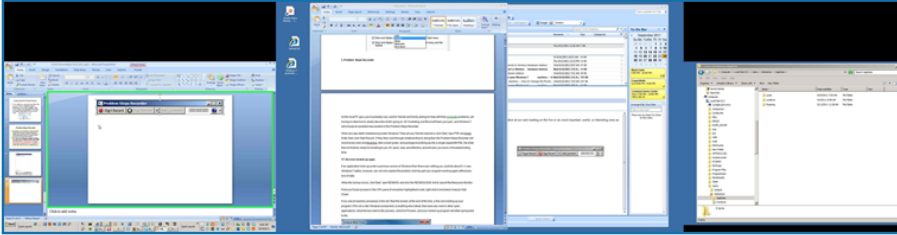
[Previous](#) [Next](#)

Problem Step 6: (9/24/2011 8:00:06 AM) User left click in "Microsoft PowerPoint - [CUGG Presentation 10-8-2011.pptx]"



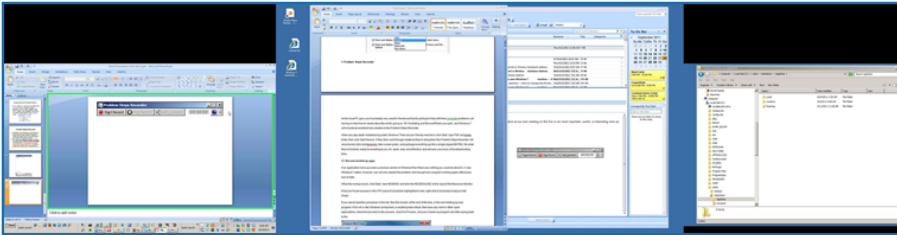
[Previous](#) [Next](#)

Problem Step 7: (9/24/2011 8:00:10 AM) User keyboard input in "Microsoft PowerPoint - [CUGG Presentation 10-8-2011.pptx]" [... Ctrl-V ... Ctrl-Z]



[Previous](#)

Problem Step 8: (9/24/2011 8:00:14 AM) User left click in "Microsoft PowerPoint - [CUGG Presentation 10-8-2011.pptx]"



[Return to top of page...](#)

Additional Details

The following section contains the additional details that were recorded that can help find a solution for your problem. These details help accurately identify the programs and UI you used while recording the problem steps. This section may contain text that is internal to programs that only very advanced users or programmers may understand. Please review these details to ensure that they do not contain any information that you would not like others to see.

```
Recording Session: 9/24/2011 7:59:47 AM - 8:00:19 AM

Problem Steps: 8, Missed Steps: 0, Other Errors: 0
UI Elements: #32/69

Problem Step 2: User mouse drag start
Program: Snagit, 9.1.0.206, TechSmith Corporation, SNAGIT32.EXE, SNAGIT32.EXE
UI Elements: Afx:00400000:2028:00000000:00000006:00000000

Problem Step 3: User mouse drag end
Program: Snagit, 9.1.0.206, TechSmith Corporation, SNAGIT32.EXE, SNAGIT32.EXE
UI Elements: Afx:00400000:2028:00000000:00000006:00000000

Problem Step 4: User left click in "Snagit Editor - [Sep 24, 2011 7:59:57 AM]"
Program: Snagit Editor, 9.1.0.206, TechSmith Corporation, SNAGITEDITOR.EXE /X, SNAGITEDITOR.
UI Elements: Snagit Editor, BCGPRibbonBar:400000:8:10005:10, Snagit Editor - [Sep 24, 2011 7:

Problem Step 5: User left click in "Snagit Editor - [Sep 24, 2011 7:59:57 AM]"
Program: Snagit Editor, 9.1.0.206, TechSmith Corporation, SNAGITEDITOR.EXE /X, SNAGITEDITOR.
UI Elements: Snagit Editor, BCGPRibbonBar:400000:8:10005:10, Snagit Editor - [Sep 24, 2011 7:

Problem Step 6: User left click in "Microsoft PowerPoint - [CUGG Presentation 10-8-2011.pptx]"
Program: Microsoft Office PowerPoint, 12.0.6545.5000, Microsoft Corporation, POWERPNT.EXE, PC
UI Elements: Slide, paneClassDC, CUGG Presentation 10-8-2011.pptx, mdiClass, MDIClient, Micro

Problem Step 7: User keyboard input in "Microsoft PowerPoint - [CUGG Presentation 10-8-2011.pptx]"
Program: Microsoft Office PowerPoint, 12.0.6545.5000, Microsoft Corporation, POWERPNT.EXE, PC
UI Elements: Slide, paneClassDC, CUGG Presentation 10-8-2011.pptx, mdiClass, MDIClient, Micro

Problem Step 8: User left click in "Microsoft PowerPoint - [CUGG Presentation 10-8-2011.pptx]"
```