

1 **Data Synchronization**

By Eric Moore

Computer Users Group of Greeley

October 12, 2013

2 **What is Synchronization?**

- Data synchronization (“syncing” for short) is the copying of data from one computer to another so the computers share the same data
- Things that may be copied/replicated are new data, updated data, data deletion, and the renaming of files and other data objects
- The two computers may be referred to as the “source” and the “target” (see next slide)
- Usually faster, more efficient, and less error-prone when performed by software on a recurring schedule

3 **Why Synchronize?**

- Ubiquity: You need access to your data regardless of where you are or which computing device you are using
- Consistency: You need for your data to be up-to-date whenever and wherever you access it
- You use multiple devices in any given day—desktop computers, laptops, tablets, smartphones, etc.
- Backing up your data

4 **Two Types of Synchronization**

- One-way synchronization “mirrors” data, copying it from the source to the target, but not the reverse
- Two-way synchronization copies data from one computer to the other and vice versa; both serve as the source for each other

5 **How Synchronization is Performed**

- The implementation details will vary according to the particular service/software, but some basic principles apply
- First, the data to be synchronized is compared between the two computers
- Second, any differences in the data are noted, such as a file that exists on only computer, or is an older version of what exists on the other
- Third, the data is copied with the goal of ensuring the data on one computer is the same as what is on the other

6 **Simple Example: One-way (Mirroring)**

1 Before synchronization

2 After synchronization

7 **Simple Example: Two-way Synchronization**

1 Before synchronization




2 After synchronization

8 **Two-way Example: Whispersync for Amazon Kindle**

- A user may have multiple Kindle devices and/or computers for reading Kindle books
- Whispersync synchronizes your bookmarks, notes, and furthest page read across your devices
- The process is enabled by default and takes place silently without the your interaction
- Amazon’s server acts as the intermediary for the data transfer

9 **Two-way Example: Google Bookmarks**

- Google Bookmarks allows you to save and access the very same set of Internet bookmarks on multiple computers
- No need to go back to another computer on which you bookmarked a useful site, nor to try to remember what the site was named
- Includes organizational aides such as adding searchable labels and notes to your bookmarks

- Get started by creating a Google account
- 10  **Two-way Example: Microsoft SyncToy**
- May be used in multiple modes
 - Synchronize: new and updated files are copied both ways; renames and deletes are replicated
 - Echo: new and updated files are copied one direction; renames and deletes are replicated
 - Contribute: new and updated files are copied one direction; renames are replicated, but not deletes
 - Advanced options allow you to exclude certain folders and file types
 - The third option is useful if you wish to keep a historical archive of old files that you have deleted from the target PC
 - Faster and more efficient than manual drag-and-drop in Windows Vista and later
 - I use the first option most often, as when I need to keep updated copies of the CUGG web files on my laptop and a flash drive
- 11  **Two-way Example: Dropbox**
- Install the Dropbox app on your computer, smartphone, and tablet
 - Create an account
 - Add files to the Dropbox folder on your computer
 - Once the app is installed on each device, it will watch for changes and sync them with your other devices
- 12  **One-way Example: Apple iCloud**
- Music, movies, and TV shows purchased on any Apple device are accessible on other Apple devices
 - The content is synced down to the devices from Apple's servers
 - Unlike Amazon's Whispersync, data is not copied back (upstream) from the devices, so the syncing is one-way